

Omni facts

INTERNATIONAL EDITION

16 Windows on Our World

The Legend lives on

In an age when a generation of technology is probably less than 12 months, its barely conceivable that the Omni-16 alarm annunciator has remained at the forefront of its market niche, flashing its way into the control rooms of industry around the world for more than 15 years.

For the benefit of non Omni-16 users, the product is packed full of user selectable features that enable practically any alarm annunciation function to be accomplished. It can be used as a stand-alone unit, grouped into large configurations and also linked to other products.

This star performer owes its success to a few facelifts, upgrades and enhancements over the years, keeping it current with technology trends. The move from incandescent lamps to LEDs heralded a new era in reliability. The change from side-lit to backlit LED saw a return to customer-driven features. The introduction of a bright blue LED fulfilled user

requirements specifications and the addition of various input terminal boards provided greater user functionality over the years.


Now we are about to introduce a new plug-on terminal board which provides 16 fully inter-channel isolated inputs that are powered by the field loops themselves. The 1500 Vrms opto-coupled isolation is ideal for substations and other electrically noisy environments and also enables the Omni-16 to be applied in safety circuits where each input is totally isolated from the others.

This board will soon be available in 48Vdc and 110 Vdc input versions, for use in substations where batteries provide these supplies. The inclusion of an integral 48Vdc power supply completes the substation requirements specification.

When we introduced the transparency printed fascia (where users print their own text and graphics), we stopped talking about 'engraving' and called it a 'legend'!



From L-R: Martin Elsner (R & D Engineer), Dave Celise (Managing Director) and Tadek Dewig (R & D Manager) pay tribute to the Omni-16 alarm annunciator, a legend in it's own time.



LoftyWarden (Design Services Manager) with the Omni-16 fully isolated input board.

The Legend Lives On!



New Omni-16 Fully Isolated Input Terminal Board

in this issue:

page 1

16 Windows on our World - the Omni-16 updated again.

page 2

G'Day Mate - Elenex & Automate Australia

Conet: The 4x4 Network

page 3

What's in a NIM? - Maxiflex Network Interface Modules

Sasol: Fire and Gas Alarm System upgrade

page 4


C&I Show UK - Recent Exhibition

Hickory Dickory Dock - Year 2000 issues

'98
3rd Quarter



G'DAY MATE ...



Elenex and Automate Australia will run concurrently to host over 12000 visitors at the Melbourne Exhibition Centre in October. On display will be many of the products and technologies we have launched elsewhere in the world in the last 12 months.




The brand new CE approved Powerterm Range of 24 Vdc instrument power and the re-designed Loop Powered Isolator have been well received since the launch in May 1998, while the high-density Maxiflex 32 channel I/O modules have doubled the data acquisition and control capacity of our top brand.



Windows DDE software puts low-cost data acquisition directly in your hands, on your desktop. **Check these out at the show.**

STAND NO. L44



Windows DDE Server: low cost, real time data on the desktop



Melbourne Exhibition Centre

6-9 October 1998

Conet...

the



Network

Conet has found a niche market in applications where no other network will go- a true '4 x 4 industrial network'. And what's more it also has high and low ranges for making sure you get through!

Conet is specified to run on instrumentation grade twisted pair cable at 62 500 baud up to 10 km but has been utilized on hundreds of installations at shorter distances where the cable is not characterised.

The reason for this is that, due to the high cost of new cable runs, many plants have to make use of existing unused cables for plant data communications, where some of these are unshielded, ungrounded and in poor condition. In many cases switching the data rate down to 7800 baud (our low range) facilitates the use of these existing cables.



Martin Elmer (left) and Ian London (Marketing & Sales Manager) demonstrating Conet running on a barbed wire fence at the Process Industries Show in Johannesburg, SA recently.



Whats in a NIM?

(Or acronym for that matter?)

Our newly released Maxiflex Network Interface Modules (NIMs) are already changing the way the Conet local area network is deployed in industry. The NIMs enable the Conet network to be extended to unlimited distance and in any direction - two features which overcome the age-old challenges of exceptionally long runs and geographically spread out plants.

Connecting CONET networks in series, using NIM's, breaks the 10km limit for end-to-end connectivity. The more nodes you add, the further you can go - indefinitely! Each Maxiflex node can accommodate up to 15 NIMs in a hub-style format so that networks can 'radiate' from the hub to the different locations in a plant. Previously it was necessary to ensure that all nodes on the Conet LAN were very close to the main backbone.

Setting up a network is dead easy and NIMs can be introduced to any existing Conet LAN installation where there is a need to branch off or extend the network.

So what's in a NIM?Something far and wide, you'll agree!

The Maxiflex Network Interface Modules (NIMs) were designed using state-of-the-art surface mount technology on multilayered pcbs, providing an optimum industrial network solution for long runs and spread-out applications.

Sasol Fire and Gas alarm System Upgrade

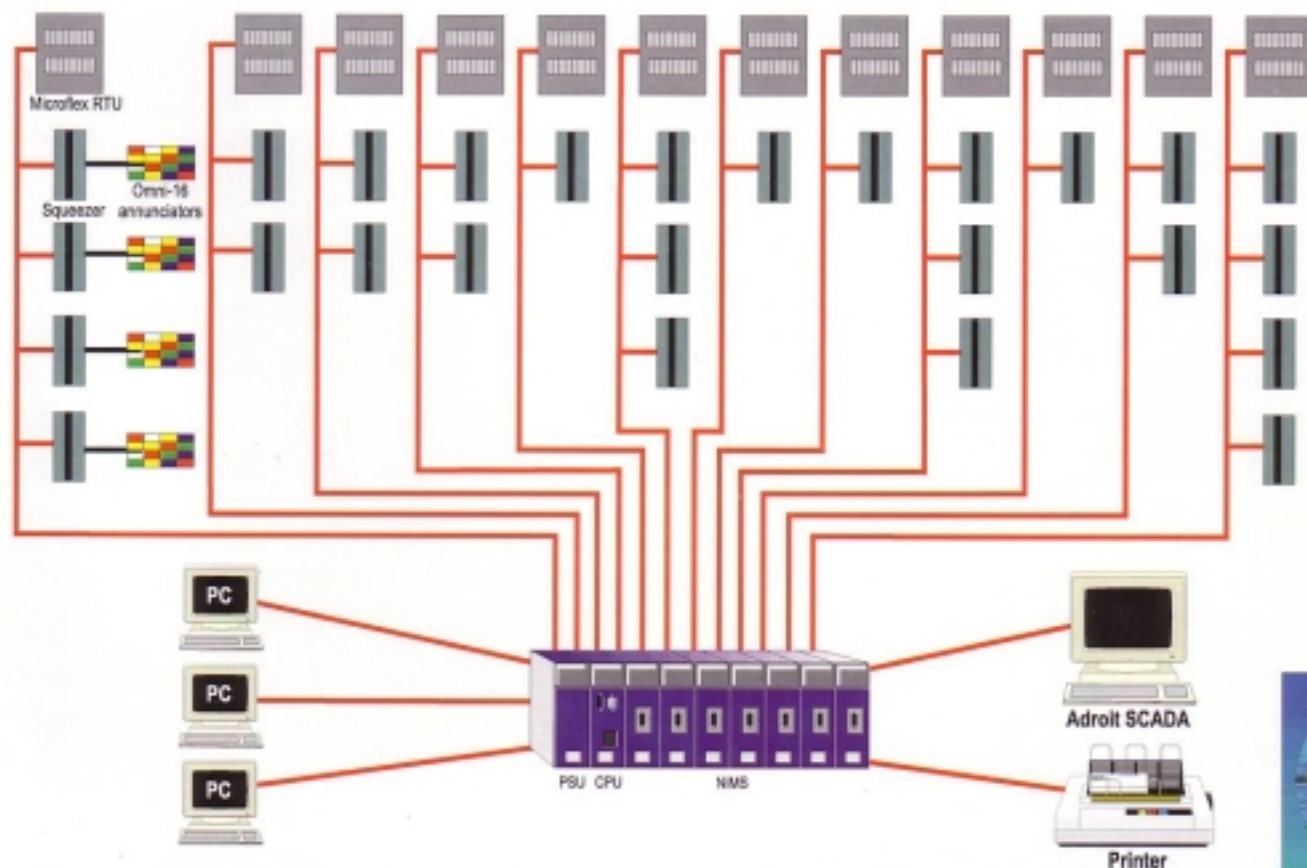
Our recently launched Maxiflex Network Interface Modules (NIMs) have facilitated a large upgrade to two identical fire alarm systems at the world renowned Sasol oil-from-coal plant in South Africa. The NIMs effectively form the basis of communications hubs which enable 24 separate Conet networks to be connected in a star topology. The system links a diversity of Omniflex equipment including Squeezer telemetry units, Maxiflex RTU outstations and an Adroit SCADA system, with a total of 4000 I/O (2000 inputs, 2000 outputs).

The original fire alarm system was installed in the early 1980's using the Microflex industrial computer system as the network communications controller. This is now being replaced by the Maxiflex system where plug-in NIMs control each of the Conet networks in the different fire alarm zones in the plant. Inputs are derived primarily from break glass sensors while local outputs are used to drive alarm panels in the field.

The system architecture is arranged in a star topology with each network connected to a single NIM in the central Maxiflex hub. Because the existing system has proved so reliable over the last 15 years, it was decided to retain the network and data acquisition infrastructure, only upgrading the hub to Maxiflex. Reasons for using Maxiflex NIMs include the total data isolation from one network segment to another in the system while at the same time enabling a star topology for the spread-out plant.

A separate gas monitoring system also uses information acquired from the fire alarm system together with wind speed and direction, to sound alarms in the relevant parts of the plant, warning personnel of the danger.

The NT 4.0 based Adroit SCADA system provides central monitoring of the entire fire alarm system via a Master and two Slave workstations. It also provides the platform for an upgrade path to a wider Management Information System at the plant.



C & I SHOW Birmingham 1998



Barry Parkes (Omniflex UK Technical Director) and Gary Bradshaw (Omniflex UK Director) on the stand.

We launched a number of new products at the C&I show in Birmingham during May this year and received a lot of quality inquiries from existing and new clients. Since then we have experienced a significant increase in exports of our product range to the UK, many of which are bound for other destinations in Europe.

Omniflex UK PLC, a division of Pantech PLC, has established a strong presence in the last 18 months with an excellent network of sub-distributors and system integrators who depend on the power and flexibility of our product range in many of their applications.

It was gratifying to spend a little time with so many of these customers, from diverse industries in the UK including petrochem, chemical, nuclear, materials handling, pharmaceutical, water utilities, power generation, power distribution, automotive, mining and general manufacturing.

Gary Bradshaw and Barry Parkes can be contacted in this part of the world for any inquiries.

e-mail: omniflex@pantek.co.uk

Hickory Dickory Dock...

The mouse ran up the clock. The clock struck nought, and though you've been taught, you're in for a nasty shock!



What happens one fateful Friday night about 400 and something days from now depends entirely on your diligence and understanding of the dreaded Y2K bug. We have a clearly defined policy for our products which unambiguously tells you what you are likely to encounter when the rest of the world resets to 1900.

The majority of our products are Y2K compliant by design and we have upgrades to cater for the few affected products which are non-compliant. We urge you to get a copy of our Y2K policy document and product category list from your nearest Omniflex representative.

Otherwise watch out for the farmer's wife with the butcher's knife!



Some of the Customer Services Team, from L-R: Dean Ettian (repair technician), Kari Ramjatan (repair technician) and Suman Dayaram (Customer Services Manager) right on target with Y2K upgrades to all relevant products.



e-mail address
sales@omniflex.co.za